

General information about company

Scrip code	000000
NSE Symbol	NA
MSEI Symbol	CASTLE
ISIN	INE262V01014
Name of the company	CASTLE TRADERS LIMITED
Whether company is SME	No
Class of Security	Equity Shares
Type of report	Quarterly
Quarter Ended / Half year ended/Date of Report (For Prelisting / Allotment)	30-09-2023
Date of allotment / extinguishment (in case Capital Restructuring selected) / Listing Date	
Shareholding pattern filed under	Regulation 31 (1) (b)
Whether the listed entity is Public Sector Undertaking (PSU)?	No

Declaration

Sr. No.	Particular	Yes/No	Promoter and Promoter Group	Public shareholder	Non Promoter- Non Public
1	Whether the Listed Entity has issued any partly paid up shares?	No	No	No	No
2	Whether the Listed Entity has issued any Convertible Securities ?	No	No	No	No
3	Whether the Listed Entity has issued any Warrants ?	No	No	No	No
4	Whether the Listed Entity has any shares against which depository receipts are issued?	No	No	No	No
5	Whether the Listed Entity has any shares in locked-in?	No	No	No	No
6	Whether any shares held by promoters are pledge or otherwise encumbered?	No	No		
7	Whether company has equity shares with differential voting rights?	No	No	No	No
8	Whether the listed entity has any significant beneficial owner?	No			

Table VI - Statement showing foreign ownership limits

Particular	Approved limits (%)	Limits utilized (%)
As on shareholding date	51	0
As on the end of previous 1st quarter	51	0
As on the end of previous 2nd quarter	51	0
As on the end of previous 3rd quarter	51	0
As on the end of previous 4th quarter	51	0

Table I - Summary Statement holding of specified securities

Category (I)	Category of shareholder (II)	Nos. Of shareholders (III)	No. of fully paid up equity shares held (IV)	No. Of Partly paid-up equity shares held (V)	No. Of shares underlying Depository Receipts (VI)	Total nos. shares held (VII) = (IV)+ (V)+ (VI)	Shareholding as a % of total no. of shares (calculated as per SCRR, 1957) (VIII) As a % of (A+B+C2)	Number of Voting Rights held in each class of securities (IX)			
								No of Voting (XIV) Rights			Total as a % of (A+B+C)
								Class eg: X	Class eg:y	Total	
(A)	Promoter & Promoter Group	12	179500			179500	73.27	179500		179500	73.27
(B)	Public	89	65500			65500	26.73	65500		65500	26.73
(C)	Non Promoter-Non Public										
(C1)	Shares underlying DRs										
(C2)	Shares held by Employee Trusts										
	Total	101	245000			245000	100	245000		245000	100

Table I - Summary Statement holding of specified securities

Category (I)	Category of shareholder (II)	No. Of Shares Underlying Outstanding convertible securities (X)	No. of Shares Underlying Outstanding Warrants (Xi)	No. Of Shares Underlying Outstanding convertible securities and No. Of Warrants (Xi) (a)	Shareholding , as a % assuming full conversion of convertible securities (as a percentage of diluted share capital) (XI)= (VII)+(X) As a % of (A+B+C2)	Number of Locked in shares (XII)		Number of Shares pledged or otherwise encumbered (XIII)		Number of equity shares held in dematerialized form (XIV)	Sub-categorization of shares		
						No. (a)	As a % of total Shares held (b)	No. (a)	As a % of total Shares held (b)		Sub-category (i)	Sub-category (ii)	Sub-category (iii)
(A)	Promoter & Promoter Group				73.27					179500			
(B)	Public				26.73					56650	0	0	0
(C)	Non Promoter-Non Public												
(C1)	Shares underlying DRs												
(C2)	Shares held by Employee Trusts												
	Total				100					236150	0	0	0

Table II - Statement showing shareholding pattern of the Promoter and Promoter Group

Sr.	Category & Name of the Shareholders (I)	Nos. Of shareholders (III)	No. of fully paid up equity shares held (IV)	No. Of Partly paid-up equity shares held (V)	No. Of shares underlying Depository Receipts (VI)	Total nos. shares held (VII) = (IV)+(V)+(VI)	Shareholding as a % of total no. of shares (calculated as per SCRR, 1957) (VIII) As a % of (A+B+C2)	Number of Voting Rights held in each class of securities (IX)			
								No of Voting (XIV) Rights			Total as a % of Total Voting rights
								Class eg: X	Class eg:y	Total	
A	Table II - Statement showing shareholding pattern of the Promoter and Promoter Group										
(1)	Indian										
(a)	Individuals/Hindu undivided Family	10	137000			137000	55.92	137000		137000	55.92
(d)	Any Other (specify)	2	42500			42500	17.35	42500		42500	17.35
Sub-Total (A)(1)		12	179500			179500	73.27	179500		179500	73.27
(2)	Foreign										
Total Shareholding of Promoter and Promoter Group (A)=(A)(1)+(A)(2)		12	179500			179500	73.27	179500		179500	73.27
B	Table III - Statement showing shareholding pattern of the Public shareholder										
(1)	Institutions (Domestic)										
(2)	Institutions (Foreign)										
(3)	Central Government / State Government(s)										
(4)	Non-institutions										
(g)	Resident Individuals holding nominal share capital up to Rs. 2 lakhs	66	58650			58650	23.94	58650		58650	23.94
(l)	Bodies Corporate	2	1100			1100	0.45	1100		1100	0.45
(m)	Any Other (specify)	21	5750			5750	2.35	5750		5750	2.35
Sub-Total (B)(4)		89	65500			65500	26.73	65500		65500	26.73
Total Public Shareholding (B)= (B)(1)+(B)(2)+(B)(3)+(B)(4)		89	65500			65500	26.73	65500		65500	26.73
C	Table IV - Statement showing shareholding pattern of the Non Promoter- Non Public shareholder										
Total (A+B+C2)		101	245000			245000	100	245000		245000	100
Total (A+B+C)		101	245000			245000	100	245000		245000	100

Table II - Statement showing shareholding pattern of the Promoter and Promoter Group

Sr.	No. Of Shares Underlying Outstanding convertible securities (X)	No. of Shares Underlying Outstanding Warrants (Xi)	No. Of Shares Underlying Outstanding convertible securities and No. Of Warrants (Xi) (a)	Shareholding , as a % assuming full conversion of convertible securities (as a percentage of diluted share capital) (XI)= (VII)+(X) As a % of (A+B+C2)	Number of Locked in shares (XII)		Number of Shares pledged or otherwise encumbered (XIII)		Number of equity shares held in dematerialized form (XIV)	Sub-categorization of shares			
					No. (a)	As a % of total Shares held (b)	No. (a)	As a % of total Shares held (b)		Sub-category (i)	Sub-category (ii)	Sub-category (iii)	
A	Table II - Statement showing shareholding pattern of the Promoter and Promoter Group												
(1)	Indian												
(a)				55.92					137000				
(d)				17.35					42500				
Sub-Total (A) (1)				73.27					179500				
(2)	Foreign												
Total Shareholding of Promoter and Promoter Group (A)= (A)(1)+(A)(2)				73.27					179500				
B	Table III - Statement showing shareholding pattern of the Public shareholder												
(1)	Institutions (Domestic)												
(2)	Institutions (Foreign)												
(3)	Central Government / State Government(s)												
(4)	Non-institutions												
(g)				23.94					52350	0	0	0	
(l)				0.45					0	0	0	0	
(m)				2.35					4300	0	0	0	
Sub-Total (B) (4)				26.73					56650	0	0	0	
Total Public Shareholding (B)=(B)(1)+(B)(2)+(B)(3)+(B)(4)				26.73					56650	0	0	0	
C	Table IV - Statement showing shareholding pattern of the Non Promoter- Non Public shareholder												
Total (A+B+C2)				100					236150				
Total (A+B+C)				100					236150				

Individuals/Hindu undivided Family

Serial No.	1	2	3	4	5	6	7
Name of the Shareholders (I)	BHARATKUMAR CHORDIA	KANTADEVI CHORDIA	NAVARATANMULL CHORDIA	MITALI CHORDIA	PRASSAN KUMARI CHORDIA	AAKANKSHA CHORDIA BHUTORIA	AJITKUMAR CHORDIA
PAN (II)	AACPC4260A	AACPC4258L	AACPC5787C	BDNPM0739D	AACPC5786D	AHOPC8944N	AACPC5346F
No. of fully paid up equity shares held (IV)	34500	12000	12000	12000	11500	11500	11000
No. Of Partly paid-up equity shares held (V)							
No. Of shares underlying Depository Receipts (VI)							
Total nos. shares held (VII) = (IV)+ (V)+ (VI)	34500	12000	12000	12000	11500	11500	11000
Shareholding as a % of total no. of shares (calculated as per SCRR, 1957) (VIII) As a % of (A+B+C2)	14.08	4.9	4.9	4.9	4.69	4.69	4.49
Number of Voting Rights held in each class of securities (IX)							
Class eg:X	34500	12000	12000	12000	11500	11500	11000
Class eg:y							
Total	34500	12000	12000	12000	11500	11500	11000
Total as a % of Total Voting rights	14.08	4.9	4.9	4.9	4.69	4.69	4.49
No. Of Shares Underlying Outstanding convertible securities (X)							
No. of Shares Underlying Outstanding Warrants (Xi)							
No. Of Shares Underlying Outstanding convertible securities and No. Of Warrants (Xi) (a)							
Shareholding , as a % assuming full conversion of convertible securities (as a percentage of diluted share capital) (XI)= (VII)+(Xi)(a) As a % of (A+B+C2)	14.08	4.9	4.9	4.9	4.69	4.69	4.49


Number of Locked in shares (XII)							
No. (a)							
As a % of total Shares held (b)							
Number of Shares pledged or otherwise encumbered (XIII)							
No. (a)							
As a % of total Shares held (b)							
Number of equity shares held in dematerialized form (XIV)	34500	12000	12000	12000	11500	11500	11000
Reason for not providing PAN							
Reason for not providing PAN							
Shareholder type	Promoter	Promoter	Promoter	Promoter	Promoter	Promoter	Promoter

--	--	--	--	--	--	--	--

Individuals/Hindu undivided Family

Serial No.	8	9	10	
Name of the Shareholders (I)	MANISHA CHORDIA	KRITIKA MEHTA	NAVARATANMUL AJITKUMAR CHORDIA HUF	Click here to go back
PAN (II)	AGYPM9718R	BOJPK4860E	AADHN5078E	Total
No. of fully paid up equity shares held (IV)	11000	11000	10500	137000
No. Of Partly paid-up equity shares held (V)				
No. Of shares underlying Depository Receipts (VI)				
Total nos. shares held (VII) = (IV)+ (V)+ (VI)	11000	11000	10500	137000
Shareholding as a % of total no. of shares (calculated as per SCRR, 1957) (VIII) As a % of (A+B+C2)	4.49	4.49	4.29	55.92
Number of Voting Rights held in each class of securities (IX)				
Class eg:X	11000	11000	10500	137000
Class eg:y				
Total	11000	11000	10500	137000
Total as a % of Total Voting rights	4.49	4.49	4.29	55.92
No. Of Shares Underlying Outstanding convertible securities (X)				
No. of Shares Underlying Outstanding Warrants (Xi)				
No. Of Shares Underlying Outstanding convertible securities and No. Of Warrants (Xi) (a)				
Shareholding , as a % assuming full conversion of convertible securities (as a percentage of diluted share capital) (XI)= (VII)+(Xi)(a) As a % of (A+B+C2)	4.49	4.49	4.29	55.92
Number of Locked in shares (XII)				

No. (a)				
As a % of total Shares held (b)				
Number of Shares pledged or otherwise encumbered (XIII)				
No. (a)				
As a % of total Shares held (b)				
Number of equity shares held in dematerialized form (XIV)	11000	11000	10500	137000
Reason for not providing PAN				
Reason for not providing PAN				
Shareholder type	Promoter	Promoter	Promoter	



Any Other (specify)

Serial No.	1	2	
Category	Bodies Corporate	Bodies Corporate	Click here to go back
Name of the Shareholders (I)	KHIVRAJ HOLDINGS PVT LTD	KHIVRAJ MOTORS PRIVATE LIMITED	
PAN (II)	AABCK2700M	AAACK2572Q	Total
No. of the Shareholders (I)	1	1	2
No. of fully paid up equity shares held (IV)	31500	11000	42500
No. Of Partly paid-up equity shares held (V)			
No. Of shares underlying Depository Receipts (VI)			
Total nos. shares held (VII) = (IV)+ (V)+ (VI)	31500	11000	42500
Shareholding as a % of total no. of shares (calculated as per SCRR, 1957) (VIII) As a % of (A+B+C2)	12.86	4.49	17.35
Number of Voting Rights held in each class of securities (IX)			
Class eg: X	31500	11000	42500
Class eg:y			
Total	31500	11000	42500
Total as a % of Total Voting rights	12.86	4.49	17.35
No. Of Shares Underlying Outstanding convertible securities (X)			
No. of Shares Underlying Outstanding Warrants (Xi)			
No. Of Shares Underlying Outstanding convertible securities and No. Of Warrants (Xi) (a)			
Shareholding , as a % assuming full conversion of convertible securities (as a percentage of diluted share	12.86	4.49	17.35


capital) (XI)= (VII)+(X) As a % of (A+B+C2)			
Number of Locked in shares (XII)			
No. (a)			
As a % of total Shares held (b)			
Number of Shares pledged or otherwise encumbered (XIII)			
No. (a)			
As a % of total Shares held (b)			
Number of equity shares held in dematerialized form (XIV)	31500	11000	42500
Reason for not providing PAN			
Reason for not providing PAN			
Shareholder type	Promoter Group	Promoter Group	

--	--	--	--

Individuals - i.Individual shareholders holding nominal share capital up to Rs. 2 lakhs.

Serial No.	1	2	3	4	5	6	7
Name of the Shareholders (I)	V RAJAMANICKAM	RISHABH KUMAR BOTHRA	ROHIT BAID	PUSHPA SETHIA	KAMALA DEVI SETHIA	CHANDRAKANT KANKARIA	SUSHIL KUMAR DAGA
PAN (II)	AABPR9101N	ADYPB0740P	ADEPB3311L	AKTPS7053E	AVHPS5274L	AGFPK9221N	ADIPD7055R
No. of fully paid up equity shares held (IV)	11500	11500	4000	4000	4000	3300	3100
No. Of Partly paid-up equity shares held (V)							
No. Of shares underlying Depository Receipts (VI)							
Total nos. shares held (VII) = (IV)+ (V)+ (VI)	11500	11500	4000	4000	4000	3300	3100
Shareholding as a % of total no. of shares (calculated as per SCRR, 1957) (VIII) As a % of (A+B+C2)	4.69	4.69	1.63	1.63	1.63	1.35	1.27
Number of Voting Rights held in each class of securities (IX)							
Class eg: X	11500	11500	4000	4000	4000	3300	3100
Class eg:y							
Total	11500	11500	4000	4000	4000	3300	3100
Total as a % of Total Voting rights	4.69	4.69	1.63	1.63	1.63	1.35	1.27
No. Of Shares Underlying Outstanding convertible securities (X)							
No. of Shares Underlying Outstanding Warrants (Xi)							
No. Of Shares Underlying Outstanding convertible securities and No. Of Warrants (Xi) (a)							
Shareholding , as a % assuming full conversion of convertible securities (as a percentage of diluted share capital) (XI)= (VII)+(X) As a % of (A+B+C2)	4.69	4.69	1.63	1.63	1.63	1.35	1.27
Number of Locked in shares (XII)							


No. (a)							
As a % of total Shares held (b)							
Number of equity shares held in dematerialized form (XIV)	11500	11500	4000	4000	4000	3300	3100
Reason for not providing PAN							
Reason for not providing PAN							
Sub-categorization of shares							
Sub-category (i)	0	0	0	0	0	0	0
Sub-category (ii)	0	0	0	0	0	0	0
Sub-category (iii)	0	0	0	0	0	0	0



Individuals - i.Individual shareholders holding nominal share capital up to Rs. 2 lakhs.

Serial No.	8	9	10	
Name of the Shareholders (I)	RAJENDRA KUMAR SETHIA	SULEKHA KUMARI KANKARIA	DEEPTI KANKARIA	Click here to go back
PAN (II)	ADZPC4614Q	AGAPK8439P	AAFPB8877M	Total
No. of fully paid up equity shares held (IV)	3000	2950	2700	50050
No. Of Partly paid-up equity shares held (V)				
No. Of shares underlying Depository Receipts (VI)				
Total nos. shares held (VII) = (IV)+ (V)+ (VI)	3000	2950	2700	50050
Shareholding as a % of total no. of shares (calculated as per SCRR, 1957) (VIII) As a % of (A+B+C2)	1.22	1.2	1.1	20.43
Number of Voting Rights held in each class of securities (IX)				
Class eg: X	3000	2950	2700	50050
Class eg:y				
Total	3000	2950	2700	50050
Total as a % of Total Voting rights	1.22	1.2	1.1	20.43
No. Of Shares Underlying Outstanding convertible securities (X)				
No. of Shares Underlying Outstanding Warrants (Xi)				
No. Of Shares Underlying Outstanding convertible securities and No. Of Warrants (Xi) (a)				
Shareholding , as a % assuming full conversion of convertible securities (as a percentage of diluted share capital) (XI)= (VII)+(X) As a % of (A+B+C2)	1.22	1.2	1.1	20.43
Number of Locked in shares (XII)				

No. (a)				
As a % of total Shares held (b)				
Number of equity shares held in dematerialized form (XIV)	3000	2950	2700	50050
Reason for not providing PAN				
Reason for not providing PAN				
Sub-categorization of shares				
Shareholding (No. of shares) under				
Sub-category (i)	0	0	0	0
Sub-category (ii)	0	0	0	0
Sub-category (iii)	0	0	0	0



Any Other (specify)

Serial No.	1	
Category	HUF	
Category / More than 1 percentage	More than 1 percentage of shareholding	
Name of the Shareholders (I)	RAJENDRA KUMAR SETHIA (HUF)	Click here to go back
PAN (II)	AAHHR1063H	Total
No. of the Shareholders (I)	1	0
No. of fully paid up equity shares held (IV)	4000	0
No. Of Partly paid-up equity shares held (V)		
No. Of shares underlying Depository Receipts (VI)		
Total nos. shares held (VII) = (IV)+ (V)+ (VI)	4000	0
Shareholding as a % of total no. of shares (calculated as per SCRR, 1957) (VIII) As a % of (A+B+C2)	1.63	0
Number of Voting Rights held in each class of securities (IX)		
Class eg: X	4000	0
Class eg:y		
Total	4000	0
Total as a % of Total Voting rights	1.63	0
No. Of Shares Underlying Outstanding convertible securities (X)		
No. of Shares Underlying Outstanding Warrants (Xi)		
No. Of Shares Underlying Outstanding convertible securities and No. Of Warrants (Xi) (a)		
Shareholding , as a % assuming full conversion of convertible securities (as a		

percentage of diluted share capital) (XI)= (VII)+(X) As a % of (A+B+C2)	1.63	0
Number of Locked in shares (XII)		
No. (a)		
As a % of total Shares held (b)		
Number of equity shares held in dematerialized form (XIV)	4000	0
Reason for not providing PAN		
Reason for not providing PAN		
Sub-categorization of shares		
Shareholding (No. of shares) under		
Sub-category (i)	0	0
Sub-category (ii)	0	0
Sub-category (iii)	0	0

